



Heavy-duty petrol and diesel driven hot water high pressure washers

Compact design, high performance and productivity - a simple and efficient cleaning tool.

The NEPTUNE PE/DE line offers a wide range of performances with either petrol or diesel driven engines for fully autonomous use in the construction or industrial segments or by contract cleaners. NEPTUNE PE/DE exists in both mobile or trailer-mountable units and offer high efficiency, low cleaning costs and ease of use. A wide range of pump versions exist - either with direct drive or with belt drive of the pumps.

PRODUCT FACTS

- EcoPower boiler with > 92% efficiency,
- Reduced running costs,
- Slow running pumps either by belt drive or by direct gear reduction,
- Integrated fuel tank,
- Easy to use control panel,
- Ergo accessory concept,
- Honda petrol motors,
- Yanmar or Mitsubishi diesel engines
- Wheel kit as standard on 5
- 46PE and 5
- 51DE. Option on 5
- 54PE.

Model	NEPTUNE 5-46PE	NEPTUNE 5-54PE	NEPTUNE 7-61PE	NEPTUNE 5-85PE
Ref. no	106239510	106239515	106239530	106239540
Description	NEPTUNE 5-46PE	NEPTUNE5-54PE	NEPTUNE 7-61PE	NEPTUNE 5-85PE

PRODUCT FEATURES

DIESEL DRIVEN				
PETROL DRIVEN	■	■	■	■
NA5 - 3 CERAMIC PISTON PUMP	■	■		
ELECTRICAL STARTING SYSTEM	■	■	■	■
FUEL TANK	■	■	■	■
ROBUST STEEL CHASSIS AND FRAME	■	■	■	■
PUMP OIL WARNING SYSTEM	■	■	■	■
SERVICE INDICATOR	■	■	■	■
ECO POWER BOILER-HIGH EFFICIENCY	■	■	■	■
BIG WHEELS AND CONVENIENT GRIP	■			
C3 4-CERAMIC PISTON PUMP			■	
ERGO ACCESSORY SYSTEM	■	■	■	■
Incl. accessories				
301001100 15M HP HOSE 5/16in DN8 DB	■	■		
106403122 ERGO 2000 STANDARD W.HOSE	■	■	■	■
1402064 HOSE 15 M. BLACK 3/8in HS			■	■
61369 HOSE NOZZLE	■	■	■	■
101119496 REPAIR KIT (M.FCOUP/RESTR	■	■	■	■
101119740 TORNADO KIT (RING/NOZZLE	■	■		
101119741 TORNADO KIT (RING/NOZZLE			■	
101119745 TORNADO KIT (RING/NOZZLE				
101119746 TORNADO KIT (RING/NOZZLE				■
106403010 TORNADO PLUS 1120	■	■	■	■

Technical specifications	NEPTUNE 5-46PE	NEPTUNE5-54PE	NEPTUNE 7-61PE	NEPTUNE 5-85PE
POWER SOURCE DIESEL				
POWER SOURCE PETROL	X	X	X	X
POWER CONSUMPTION (KW)	11 HP	13 HP	13 HP	24 HP
CLEANING IMPACT (KG/FORCE)	4,6	5,4	6,1	8,5
WATER FLOW QMAX/QIEC (L/H)	860/800	1000/900	1120/1010	1450/1350
WATER TEMPERATURE (WATER/STEAM) (°C)	90/150	90/150	90/150	90/150
PUMP PRESSURE (BAR/MPA)	200	220	220	240
PUMP (RPM)	3400/1450	3400/1450	3400/1450	3400/1450
FUEL CONSUMPTION DT 45 °C (KG/H)	3,5	3,9	4,6	5,8
FUEL TANK (L)	57	57	57	57
NOZZLE SIZE	0400	0450	0500	0650
MAX INLET TEMPERATURE (°C)	40	40	40	40
NUMBER OF PISTONS	3	3	4	3
CERAMIC PISTONS	X	X	X	X
DIMENSIONS LXWXH (MM)	970x780x1000	970x780x1000	970x780x1000	1100x910x1000
SUCTION HEIGHT DRY (M)	1,5	1,5	5	1,5
WEIGHT (KG)	208	208	210	260

Model	NEPTUNE 5-51DE	NEPTUNE 7-66DE	NEPTUNE 7-72DE
Ref. no	106239610	106239630	106239635
Description	NEPTUNE 5-51DE	NEPTUNE 7-66DE	NEPTUNE 7-72DE





PRODUCT FEATURES





DIESEL DRIVEN	■	■	■
PETROL DRIVEN			
NA5 - 3 CERAMIC PISTON PUMP			
ELECTRICAL STARTING SYSTEM	■	■	■
FUEL TANK	■	■	■
ROBUST STEEL CHASSIS AND FRAME	■	■	■
PUMP OIL WARNING SYSTEM	■	■	■
SERVICE INDICATOR	■	■	■
ECO POWER BOILER-HIGH EFFICIENCY	■	■	■
BIG WHEELS AND CONVENIENT GRIP	■		
C3 4-CERAMIC PISTON PUMP		■	■
ERGO ACCESSORY SYSTEM	■	■	■





Incl. accessories

301001100 15M HP HOSE 5/16in DN8 DB	■		
106403122 ERGO 2000 STANDARD W.HOSE	■	■	■
1402064 HOSE 15 M. BLACK 3/8in HS		■	■
61369 HOSE NOZZLE	■	■	■
101119496 REPAIR KIT (M.FCOUP/RESTR	■	■	■
101119740 TORNADO KIT (RING/NOZZLE	■		
101119741 TORNADO KIT (RING/NOZZLE			
101119745 TORNADO KIT (RING/NOZZLE		■	■
101119746 TORNADO KIT (RING/NOZZLE			
106403010 TORNADO PLUS 1120	■	■	■

Technical specifications	NEPTUNE 5-51DE	NEPTUNE 7-66DE	NEPTUNE 7-72DE
POWER SOURCE DIESEL	X	X	X
POWER SOURCE PETROL			
POWER CONSUMPTION (KW)	10 HP	16 HP	27 HP
CLEANING IMPACT (KG/FORCE)	5,1	6,6	7,2
WATER FLOW QMAX/QIEC (L/H)	1000/900	1200/1150	1300/1200
WATER TEMPERATURE (WATER/STEAM) (°C)	90/150	90/150	90/150
PUMP PRESSURE (BAR/MPA)	200	200	220
PUMP (RPM)	3530/1485	3500/1750	3500/1630
FUEL CONSUMPTION DT 45 °C (KG/H)	3,9	5	5,2
FUEL TANK (L)	57	57	57
NOZZLE SIZE	0450	0650	0640
MAX INLET TEMPERATURE (°C)	40	40	40
NUMBER OF PISTONS	3	4	4
CERAMIC PISTONS	X	X	X
DIMENSIONS LXWXH (MM)	970x780x1000	1130x910x1050	1130x910x1050
SUCTION HEIGHT DRY (M)	1,5		
WEIGHT (KG)	220	315	510

Accessories	Ref. no	Min. required	NEPTUNE 5-46PE	NEPTUNE 5-54PE	NEPTUNE 7-61PE	
	Tornado Lances					
	TORNADO PLUS 1000 BEND W/O NOZZLE	106403011	1	■	■	■
	TORNADO PLUS TORNADO PLUS	106403012	1	■	■	■
	TORNADO PLUS 630 STRAIGHT W/O NOZZLE	106403013	1	■	■	■
	Universal Lances					
	UNIVERSAL PLUS 2060 W/O NOZZLE STRAIGHT	106403030	1	■	■	■
	Universal Plus Universal plus	106403032	1	■	■	■
	UNIVERSAL PLUS UNIVERSAL PLUS	106403033	1	■	■	■
	UNIVERSAL PLUS LANCE 1080 BEND W/O NOZZ	106403035	1	■	■	■
	PowerSpeed Vario Lances					
	POWER SPEED POWERSPEED	106403025	1			
	POWERSPEED VARIO PLUS 1090 BEND 0450	106403092	1	■	■	
	TurboHammer Lances					
	TURBO HAMMER	106402290	1		■	
	TURBOHAMMER PLUS 1125 STRAIGHT W11 0500	106402291	1			■
	TURBO HAMMER PLUS 1125 STRAIGHT	106402293	1			
	TURBO HAMMER PLUS 1125 STRAIGHT W11 0700	106402294	1			
	TURBOHAMMER PLUS 1115 STRAIGHT W12 0400	106403002	1	■		
ACCESSORY KIT	Accessory kit					
	WHEEL KIT NEP 5-85PE 7-66 DE 7-72DE LARGE	106239901	1			
	WHEEL KIT NEPTUNE 5-54PE NOT on Neptune 7/5-85PEDE	106268075	1			

Accessories	Ref. no	Min. required	NEPTUNE 5-85PE	NEPTUNE 5-51DE
	Tornado Lances			
	TORNADO PLUS 1000 BEND W/O NOZZLE	106403011	1	■
	TORNADO PLUS TORNADO PLUS	106403012	1	■
	TORNADO PLUS 630 STRAIGHT W/O NOZZLE	106403013	1	■
	Universal Lances			
	UNIVERSAL PLUS 2060 W/O NOZZLE STRAIGHT	106403030	1	■
	Universal Plus Universal plus	106403032	1	■
	UNIVERSAL PLUS UNIVERSAL PLUS	106403033	1	■
	UNIVERSAL PLUS LANCE 1080 BEND W/O NOZZ	106403035	1	■
	PowerSpeed Vario Lances			
	POWER SPEED POWERSPEED	106403025	1	■
	POWERSPEED VARIO PLUS 1090 BEND 0450	106403092	1	■
	TurboHammer Lances			
	TURBO HAMMER	106402290	1	■
	TURBOHAMMER PLUS 1125 STRAIGHT W11 0500	106402291	1	
	TURBO HAMMER PLUS 1125 STRAIGHT	106402293	1	
	TURBO HAMMER PLUS 1125 STRAIGHT W11 0700	106402294	1	■
	TURBOHAMMER PLUS 1115 STRAIGHT W12 0400	106403002	1	
ACCESSORY KIT	Accessory kit			
	WHEEL KIT NEP 5-85PE 7-66 DE 7-72DE LARGE	106239901	1	
	WHEEL KIT NEPTUNE 5-54PE NOT on Neptune 7/5-85PEDE	106268075	1	

Accessories	Ref. no	Min. required	NEPTUNE 7-66DE	NEPTUNE 7-72DE
Tornado Lances				
	TORNADO PLUS 1000 BEND W/O NOZZLE	106403011	1	■
	TORNADO PLUS TORNADO PLUS	106403012	1	■
	TORNADO PLUS 630 STRAIGHT W/O NOZZLE	106403013	1	■
Universal Lances				
	UNIVERSAL PLUS 2060 W/O NOZZLE STRAIGHT	106403030	1	■
	Universal Plus Universal plus	106403032	1	■
	UNIVERSAL PLUS UNIVERSAL PLUS	106403033	1	■
	UNIVERSAL PLUS LANCE 1080 BEND W/O NOZZ	106403035	1	■
PowerSpeed Vario Lances				
	POWER SPEED POWERSPEED	106403025	1	■
	POWERSPEED VARIO PLUS 1090 BEND 0450	106403092	1	
TurboHammer Lances				
	TURBO HAMMER	106402290	1	
	TURBOHAMMER PLUS 1125 STRAIGHT W11 0500	106402291	1	
	TURBO HAMMER PLUS 1125 STRAIGHT	106402293	1	
	TURBO HAMMER PLUS 1125 STRAIGHT W11 0700	106402294	1	■
	TURBOHAMMER PLUS 1115 STRAIGHT W12 0400	106403002	1	
ACCESSORY KIT	Accessory kit			
	WHEEL KIT NEP 5-85PE 7-66 DE 7-72DE LARGE	106239901	1	
	WHEEL KIT NEPTUNE 5-54PE NOT on Neptune 7/5-85PEDE	106268075	1	